

10x14 Bricks

Stories from youth in lock-up

changemedia.net.au



10x14 Bricks - Stories from Youth in Lock-up
 was produced with the support of the Australian Government Attorney-General's Department and the Department of Education, Employment and Workplace Relations



Government of South Australia
 Department for Families and Communities



CHANGE MEDIA

overview, awards	page 3
DVD resource at a glance	4
testimonials	6
goals, curriculum connections	7-8
how to use this resource	10
DVD navigation: talk points & chapter markers	11
printables: session plan overview	12-13
talk point examples	14-16
Change Media initiative	17
how to order	19
order form	20

The **10x14 Bricks - Stories from Youth in Lock-up** crime prevention resource kit is now available for sale at **launch discount** for **AU\$ 121.00** [inc GST and shipping] (RRP 149.00)

[Please see pages 19-20 for payment details and order form](#)


Download free e-copies of the 10x14 Bricks educators manual, and check out video previews, links and updates at:

www.changemedia.net.au

Please note: this is the screen-version of the 10x14 Bricks infokit. If you need to print the info kit, download the printer-friendly version at www.changemedia.net.au/10x14/

CONTENT

Presented at the National Indigenous Justice Forum 2009 and at ACEA Australasian Corrections Education Association Conference 2009



10x14 Bricks - Stories from Youth in Lock-up offers crime prevention strategies from young offenders in secure care, as they share their choices, crimes and consequences through their own films and candid meet-the-director documentaries.

This interactive resource comes with session planners, activities, and additional support material making it easy to use for teachers and youth workers. It is a fantastic tool to generate group & class discussions about crime, justice, values and peer pressure with an Indigenous and non-Indigenous teenage audience, so they can consider the impact of their choices and discuss strategies to avoid offending.

This ground-breaking peer-educational DVD inspires and challenges us all to consider why young people are drawn into crime.

10x14 Bricks was produced by The Hero Project - a Tallstoreez Productionz initiative, over a 5-week intensive workshop in the Youth Education Centre (DECS) at Cavan Secure Care Facility

WINNER

*Best Innovation
in Digital Media
South Australian
Screen Awards
09*



10x14 Bricks
Stories from youth in lock-up

FIRST MENU	How to use this DVD Play all Main menu	[2'44] [60'00]
MAIN MENU	Play all Crime Anger Hope Extras Choices Regret Freedom? Back	
CRIME	You wouldn't do crime...or would you? Talk Points menu	[5'20]
CHOICES	Compact Crib + Meet the Director Talk Points menu	[6'31]
ANGER	Angry, Young, Male + Meet the Director Talk Points menu	[10'48]
REGRET	If only...+ Meet the Director Restorative Justice Talk Points menu	[10'49] [6'20]
HOPE	Another Day in this Place + Meet the Director Robert's rap Talk Points menu	[10'48] [3'50]
FREEDOM?	Getting Out, Staying Out + Meet the Director Talk Points menu	[12'31]
EXTRAS	Credits, trailers, print e-folder with manuals and comics How to use this DVD - explains all DVD functions for Mac & PC	

THE DVD

at a glance



10x14 Bricks
Stories from youth in lock-up

CHANGE

The Federal Attorney General's Department has identified *10x14 Bricks* as "new territory for supporting youth at risk"



Scene from 10x14 Bricks 'Angry, Young, Male: inside cell

This ground breaking peer-educational DVD inspires and challenges us all to consider why young people are drawn into crime.



10x14 Bricks
Stories from youth in lock-up

"An extremely valuable tool to engage youth on issues around values, crime and consequences, drugs, ethics, family and justice. The questions and exercises in the education manual are really helping students tease out and develop coping strategies for themselves. The documentaries in particular trigger so much open discussion around feelings such as anger, hope, fear, and pressure, its actually quite wonderful to see."

*Gerri Walker, Principal
Youth Education Centre, Cavan*

"Each story was genuine and sometimes heart breaking in its sincerity... the questions lead to self-evaluation and can be of help when the next incident presents itself... very effective in the classroom of teens and young adults."

*Margie Hawkins, Intake Worker
Ozark-Dale County Family Service Center, USA*

"The ideal resource for new recruits and graduates who are wanting to work with Indigenous young offenders and the juvenile justice system. "

*James Armitage, Regional
Coordinator, SA Indigenous
Policy & Service Delivery*

"We use it in our Victim Awareness Program it's a very useful resource. It gives our clients an insight into detention centres & the possible outcome awaiting some... It makes them think about their actions and we hope help change behavior. Well done to all those involved!"

*Tricia Thwaites
Youth Worker,
Families SA Whyalla*

QUOTES

from teachers,
juvenile justice &
youth workers



10x14 Bricks
Stories from youth in lock-up

this crime prevention resource aims to

- change attitudes towards offending
- promote self awareness regarding offending behaviour
- examine the reasons and excuses for offending behaviour
- explore losses and gains resulting from offending behaviour
- support teenagers to avoid committing offences
- examine what tempts teenagers to repeat offending


student relevance & child protection

Make sure you have watched the DVD and read the manual before using it with your group or class so you can tailor the session planner to your students' needs. We highly recommend to use the DVD chapter by chapter, so you can engage your group in debate about crime & consequences relevant to them.

As crime and related issues are sensitive subject matter, please make sure to address adequate child protection policy and ground rules with your group / class.

GOALS

Talking about choices that lead to crime and its consequences opens possibilities for understanding, learning and change



10x14 Bricks
Stories from youth in lock-up

curriculum connections

- Discussion starter for values, doorway to explore issue decision making
- Aboriginal cultural studies
- Youth issues, social studies stage 2
- Legal Studies
- film making and use of digital media
- SACE level health - choices, life skills, risk taking behaviour
- Community Studies
- Integrated Studies
- Bridging the Gap

how to access the DVD manuals

When you receive your DVD, watch the How To video first: it explains all functions and manual options.


You can access all the printable material [session planner, talk points, manual and extras] on the DVD, when inserted in a PC or Mac computer's DVD-drive.

Click on the DVD icon to access the print folder.

USE

this DVD to its full potential:

- video
- interactive features
- printables



10x14 Bricks
Stories from youth in lock-up

O1. watch

Watch all the films before you work with your group pop the DVD in and hit PLAY ALL: it will take about an hour straight through. In class: use the chapter menu and Talk Points to tailor each session.

O2. explore

The session planner provides an overview of each chapter and provides discussion points and ideas you can use with your group. The talk points are framed as questions to stimulate discussion and in the session planner there are additional questions to encourage deeper dialogue and thought. Modules and worksheets are listed here that you can reference in the 'Challenging offending Behaviour Manual'

O3. play+go

Print out the relevant material for each session and photocopy if required. While all classes and users will be different - we suggest that optimal use of this resource is to plan a 30-90min session each week around each chapter, with a longer intro session and 2-3 additional sessions utilizing additional activities and worksheets from the manual – let the group guide the focus of discussion.

HOW TO

use this resource:
Insert DVD in computer DVD-drive, then click on DVD icon to access printables

- Session Planner
- Challenging Offending Manual
- Worksheets
- Talk Points
- Comics



10x14 Bricks
Stories from youth in lock-up

Freedom? TALK POINTS

- 1. Discuss Greg's film



10x14 Bricks
stories from youth in lock-up

- 2. Main points
- 3. Repeat offending
- 4. Belonging
- 5. Reasons & excuses
- 6. Filmmaking
- 7. Indigenous inmates
- 8. Future outlook
- 9. Views on crime

Play All

back

Access the Talk points from the on-screen menu where you can opt to play films with or without talk points.

If you select to play the film with Talk Points, the DVD will stop automatically when the Talk Point appears on screen. Press 'Play' on your remote control or keyboard to continue watching the film until the next Talk Point text appears.

Use the printable manual if you want to work on the extended questions and activities for each on-screen Talk Point.

SUB MENU

Access Talk Points from the on-screen menu

- Opt to play films with talk points
- Or select a talk-point from the submenu and the relevant scene will appear as a discussion starter



10x14 Bricks
Stories from youth in lock-up

The DVD has an introduction chapter and 5 chapters with a film made by a young offender in lock-up and a meet-the-director segment where they talk about the circumstances of their crime and reflect on the consequences of their actions.

CRIME Introductory mini-doc [5' 20]

You wouldn't do crime, or would you? Life in lock-up:

Five teenagers share their stories about crime and life in lock-up. What are your views on crime: How far would you go? What punishment fits?

CHOICES *Compact Crib* + Meet the Director [6' 31]

Connect choices to consequences: Shane is 15, he knows it is not fun in lock up but he keeps coming back. What does he need to do to break the cycle?

ANGER *Angry, Young, Male* + Meet the Director [10' 48]

Explore anger and self-control: Bayden is 17, after a drunken night he woke up in a police cell charged with attempted murder. What does he need to do to control his anger? Do you recognise anger and violent behavior in others and yourself? How do you handle it?

REGRET *If Only...* + Meet the Director [10' 49]

+ *Restorative Justice* [6' 23]

Strategies to recognize risky choices:

Sam is 18, he regrets committing armed robbery to finance a drug debt. What does he need to do to avoid future events that could lead to crime? What is the impact of your offence on you, your family, your victims?

HOPE *Another Day in this Place* + Meet the Director [10' 48]

Anxiety experienced in lock-up: Robert is 18, he feels like he is trapped in a cage, waiting for the day he can leave. What can he do to make his dreams become reality? Recognise and manage peer pressure. Understand the rules. Plan your life.

FREEDOM *Getting Out, Staying Out* + Meet the Director [12'31]

Strategies to stay out: Greg is 17 he is "just an Indigenous boy trying to get through life and come out on top". What does he need to do to stay out of trouble? What support is available?

"I want to get a message to all the other brothers out there that it's not worth being trapped in here or in the Big House." ROBERT, 18

SESSION PLAN OVERVIEW

Plan a 30-90 min session per week around each chapter utilising extra activities and worksheets from the printable manual



10x14 Bricks
Stories from youth in lock-up

SESSION PLAN OVERVIEW



10x14 Bricks
Stories from youth in lock-up

Sam, 17
director of 'If Only'

Sam is serving a long term sentence. His story relates to

- regret & choices
- drug abuse
- restorative justice



10x14 Bricks
Stories from youth in lock-up

SESSION PLAN FOR CHOICES

Aim: connect choices to consequences

Discussion: This session presents the reality of life in lock-up to explore how this may be a deterrent for teenagers engaging in risky behaviour. It also explores the complex reasons and excuses that may lead to offending behaviour.

Talk Points

- 1 Discuss Shane's film: What is the director trying to achieve?
How do you feel about the film?
- 2 Life in lock-up: What does Shane miss when he is locked up?
What would you miss?
- 3 Repeat offending: Why does Shane keeps coming back?
- 4 Filmmaking: What challenges did the director face to make this film?
- 5 Learning from mistakes: What can Shane do to change? What strategies work for you?
- 6 Reasons & excuses: What are Shane's reasons and excuses for offending?
How far would you go?
- 7 Choices: What are the main factors of Shane's offence?
What would you do to avoid the incident?
- 8 Views on crime: What do you think Shane will be doing in 10 years? Discuss your views on crime and punishment

SESSION PLAN EXCERPT

The session planner links to Challenging Offending Behaviour Modules & Worksheets for each chapter:

- aims
- discussions
- talk points
- exercises



10x14 Bricks
Stories from youth in lock-up

CHOICES TALK POINT 2 LIFE IN LOCK-UP

what does Shane miss when he is locked up?
what would you miss?

Shane mentions his 'family, friends, parties, BBQ's, going to the park with his brothers, the simple things...' Get the group to do one round to list the immediate responses, such as: hanging out with friends, going to the ocean, movies, privacy... Then consider less obvious things such as: Going to the fridge at any time, the sound of the traffic, sleeping in...

It could also be helpful to list the things your group think might be better in lock-up than at home, such as: A place to sleep, daily meals, access to educational/ fun/ sporting activities, set routines... This can open up the discussion about the activities and services your group might need or want and then working out if these services exist and how to access them in your area.

ADDITIONAL QUESTIONS

Is the support you need available to you?
What can you do to get support? Who can help you?

SELECTED TALK POINTS

Each talk point is expanded in the session planner to assist you to guide individual or group discussion



10x14 Bricks
Stories from youth in lock-up

CHOICES TALK POINT 7 CHOICES

what are the main factors of Shane's offence?
what would you do to avoid the incident?

Shane describes a not uncommon teenage evening; Hanging with friends, drinking, running out of alcohol, using public transport [fare evasion] and walking through the city to a popular night spot, seeing an 'opportunity' [someone with money] to continue the party [friends & alcohol] being reckless, not considering the consequences and 'going too far' [robbery].

ADDITIONAL QUESTIONS

What are his reasons and excuses to commit the offence?
What if you were in Shane's story? How far would you go?
At each point in the events what could Shane do differently and still have a fun?
Do any of these strategies work for you?
What are the consequences?
What are the alternatives?
What would you do differently?

Find full Talk Points and Session Planers online at www.changemedia.net.au

SELECTED TALK POINTS

The session planner has many guides to

- video production
- film language
- narratives
- storyboarding



10x14 Bricks
Stories from youth in lock-up

THE HERO PROJECT - MEDIA LITERACY FOR LIBERATION

The Hero Project facilitates the creation of peer-produced films. It empowers the participants as their life stories are valued and they learn new skills. The multi award winning Hero Project model promotes creativity, self-esteem and personal growth, relevant learning, collaborative peer education and excellence across a spectrum of new media areas. It offers employment pathways, community and team building skills, IT and technical training in digital video production and delivery – plus insight into media narratives and screen language.

We are market leaders in youth empowerment: since 2004 we have delivered over 250 workshops with over 3500 participants across Australia. The participants are trained in all aspects of video production by our professional filmmakers and educators.

Tallstoreez' TV Broadcast experience [SBS TV / Sundance Channel / UKTV / NZTV (Is Your House Killing You? 7-part science series, 2007); ABC TV (Pinnaroo Surfer 10-part youth mini-series, 2008); NITV/Fox (First Fleet Back, 22min documentary, 2007) keeps us up-to-date with industry innovation and future pathways in media. Please visit www.changemedia.net.au

Ongoing financial support from across Government and communities, including the Australia Council for the Arts, DEWHA Indigenous Cultural Support, Arts SA, SA Film Corporation, Country Arts SA, AG Department, DEEWR and many more

MAKE YOUR OWN MEDIA

- digital media empowerment
- workshops for marginalized communities
- resources for media literacy, social change and essential 21st Century skills

10x14 Bricks
Stories from youth in lock-up

THE TEAM

- SA Screen Awards 2009 WINNER Best Digital Innovation
- Nominated for Best Cinematography
- Nominated for Best Editing

 CHANGE MEDIA

Creative youth team at CTC: Robert, Bayden, Sam, Shane and Greg
Writer / Director: Jennifer Lyons-Reid
Producer / DOP: Carl Kuddell
Editor: David Banbury DVD design and GFX: Felix Weber
Production company: Tallstoreez Productionz Pty Ltd

10x14 Bricks
Stories from youth in lock-up

10x14 Bricks is now ready for global distribution for use in schools, youth and community groups, secure care facilities and is an invaluable resource for adults working in the juvenile justice system.

3 easy steps to order your DVD:

1. **Download order form** on our website www.changemedia.net.au
2. **Send your completed form** BY EMAIL to carl@tallstoreez.com AND BY FAX to +61-8-88 423 728
3. **PAYMENT: By electronic transfer into bank account:**

Account name: TALLSTOREEZ PRODUCTIONZ PTY LTD

Branch: Commonwealth Bank, Hindmarsh SA

BSB: 06 5112

Account number: 10138635

By cheque or money order to: Tallstoreez Productionz Pty Ltd

PO Box 959, Clare SA 5453, Australia

Please quote your tax invoice number on your payment or remittance advice


DVD ships within 5 business days

If you require multiple copies, please use our bulk purchase discount order form. We offer a 20% discount when ordering 10 or more copies.

TO ORDER

Special price on offer now! Order forms available via changemedia.net.au or [click here now](#)

AU\$100 ex GST plus postage (rrp AU\$149) Bulk purchases of 10+ will receive a 20% discount



10x14 Bricks
Stories from Youth in Lock-up

10x14 Bricks ORDER FORM

Organization:		Purchase Order No.	
Contact Name:		Position:	
Postal Address:			
Telephone:		Fax:	
Email:			
Signature:		Date:	

Single [or fill in bulk order for 20% discount if order is for 10 or more DVDs]	Qty	Amount [\$AU]	Qty	Amount: 10 or more DVDs: \$80.00 x number of DVDs
DVD kit	1	\$100.00		
Freight + handling		\$10.00		\$50.00 [10 to 100] [100+ poa]
Sub-Total		\$110.00		
GST	10%	\$11.00		
Total including GST		\$121.00		

ORDER

Send completed and signed Purchase Order BY EMAIL to carl@tallstoreez.com AND BY FAX to +61-8-8842 3728

PAYMENT:
By electronic transfer into bank account:
TALLSTOREEZ
PRODUCTIONZ PTY LTD
Branch: Commonwealth Bank
Hindmarsh SA
BSB: 06 5112
Account number: 10138635

By cheque or money order:
Carl Kuddell
Tallstoreez Productionz Pty Ltd
PO Box 959
Clare SA 5453 Australia

Ph: +61-8-88 42 3063
Fax: +61-8-8842 3728

10x14 Bricks - Stories from Youth in Lock-up

was produced with the support of the Australian Government Attorney-General's Department and the Department of Education, Employment and Workplace Relations

© 2009 Tallstoreez Productionz Pty Ltd - all rights reserved

